

## MicroPublisher 6™

### The color image solution for documentation and publication

#### The Micropublisher 6™: Big on Field of View and Accurate Color

The MicroPublisher 6 color image solution for documentation and publication. This 6.0 MP camera delivers high resolution documentation images with a large field of view and accurate color representation. The camera gives you the freedom to capture more of what you're seeing, with more detail and improved quality than possible with other color cameras.

The MicroPublisher 6 delivers six million 4.54 micron pixels for maximum detail capture with low powered objectives. It's 16mm diagonal sensor provides twice the field of view of standard color sensors, giving you the ability to capture more of the sample area in each image.

The camera also incorporates low read noise electronics, and cooling to remove hot pixels and dark current, making it a suitable imaging option for high quality fluorescence documentation.

Available upon request, you will receive Ocular™ scientific image capture software with your MicroPublisher 6 purchase that provides easy-to-use tools for microscopy and imaging. Ocular was built from the ground up as a reliable part of daily research tasks. The software provides a familiar and intuitive user experience and innovative and easy to use movie modes and saving functions.

Imaging Needs	Solutions
<b>Versatile Pixel Options</b>	<ul style="list-style-type: none"> <li>• 6 Million Pixels deliver detail and quality</li> <li>• Small pixels designed to best match microscope resolving power</li> </ul>
<b>Fluorescence Imaging Capability</b>	<ul style="list-style-type: none"> <li>• 75% peak QE combined with low noise electronics reveals weak signals missed by industrial cameras</li> <li>• Image capture capability in color or can be read out as monochrome for tinting and merging</li> </ul>
	<ul style="list-style-type: none"> <li>• Large field of view capture - capture two times the field of view of a classic color camera</li> <li>• The camera's large field of view gives you the freedom to capture more of what you're seeing</li> <li>• Capture more detail with improved quality than with other color cameras</li> </ul>

# MicroPublisher 6™ Specifications

## CCD Sensor

Sensor Type	Sony ICX-695 Scientific Interline CCD (Color)
CCD Array	2688 x 2200
Pixel Size	4.54µm x 4.54µm
Sensor Dimensions	12.5mm x 10mm (16mm diagonal)

## Camera

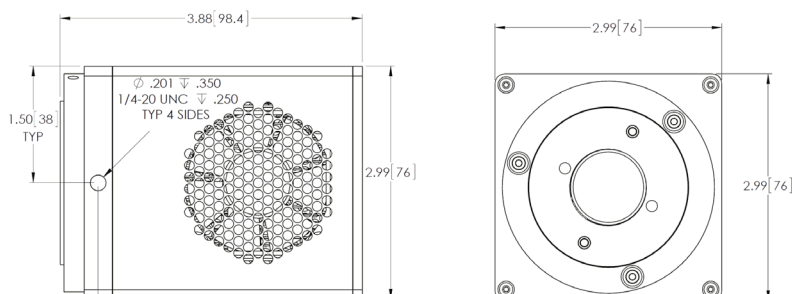

Digital Output	14-bit
Read Noise (typical)	<6e- RMS
Frame Rate	7.1 fps 6 Million Pixels Color 7.1 fps 6 Million Pixels Monochrome 12.81 fps (Bin 2) 1.5 Million Pixels Monochrome
Dark Current Rate (typical)	0.0007 e/p/s at -12°C regulated
Sensor Cooling	-12°C stabilized at 22°C ambient Thermoelectric cooling with forced air

## Interfacing

Computer Platforms/ Operating Systems	Windows 7 (64 bit), Windows 8 (64 bit), Windows 10 (64 bit) Refer to the Teledyne QImaging website for the latest list of minimum computer recommendations
Digital Interface	USB3.0 (USB2 compatible at reduced max fps)

## Mechanical

Optical Interface	1", C-mount optical format
Mounting Hole Thread Size	1/4" - 20 thread, 4 sides
Camera Dimensions	98.4mm x 76mm x 76mm (length x width x height)
Weight	1.55lb, 0.72kg
Power Requirement	7.5V DC, 2.5A



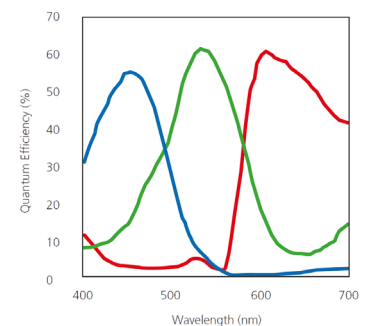
## High Definition Imaging

- 6.0MP - incredible field of view
- The ideal camera for color documentation and publication
- Suitable for fluorescence microscopy
- Feature rich - cooled, fast focusing and Intelligent Quantification
- Ocular image acquisition software included upon request
- Service - unparalleled sales and support personnel
- Accelerate discovery - fit more into each frame

## Included

- MicroPublisher 6 Scientific CCD Camera
- Power Supply
- USB 3.0 Cable
- Ocular™ Imaging Software
- Two Year Limited Warranty

## Spectral response



Note: Specifications are typical and subject to change.

Teledyne Photometrics is a registered trademark, and MicroPublisher 6 and Ocular are trademarks of Teledyne Photometrics. All other brand and product names are the trademarks of their respective owners.



[www.photometrics.com](http://www.photometrics.com)  
info@photometrics.com / tel: +1 520.889.9933